

# Vendome® Pavers 60



- Pedestrian** - Designed to withstand pedestrian traffic
- Permeable** - Designed to allow runoff to pass through

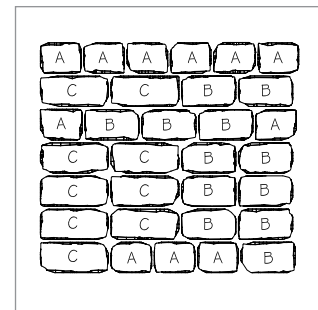
## Vendome® Pavers 60

	Dimensions (mm)	Dimensions (in)
A	60 x 130 x 197	2 3/8 x 5 1/8 x 7 3/4
B	60 x 130 x 262	2 3/8 x 5 1/8 x 10 5/16
C	60 x 130 x 327	2 3/8 x 5 1/8 x 12 7/8
Weight/unit (avg.)	4 kg	8.5 lb
Units/area (avg.)	30.50 units/m <sup>2</sup>	2.83 units/ft <sup>2</sup>
Area/layer	1.05 m <sup>2</sup>	11.28 ft <sup>2</sup>
<b>Area/cube</b>	<b>8.40 m<sup>2</sup></b>	<b>8 Rows 90.24 ft<sup>2</sup></b>
Length/layer	8.19 lin. m	26.87 lin. ft
Length/cube	65.52 lin. m	214.96 lin. ft
Weight/cube	1013 kg	2233 lb


## Colours

Codes	Colours
<b>PRESTIGE COLOURS</b>	
10554763	Rockland Black
10554761	Range Margaux Beige
<b>STANDARD COLOURS</b>	
10554762	Range Newport Grey


## Typical row



## Laying Patterns



LINEAR PATTERN



MODULAR PATTERN

## Notes

Setting of joint-filling sand: Cover the vibrating plate with a removable rubber tread (neoprene or polypropylene).

Cover the snow removal tools with Teflon or neoprene protectors to minimize the risk of damage from scratches or concrete shards.

Laying patterns: These laying patterns are by way of example only and represent only a few of many possibilities. Permacon shall not be responsible for the excess or shortage of pavers resulting from installation according to these laying patterns.

Additional details specific to this product are available by consulting our landscaping installation guide on our website (Permeable pavement section).