



TRESCA™

ENHANCED SERIES SLAB / 50MM /  



UNITS



20x20
19.69 x 19.69 x 2 in
500 x 500 x 50 mm
Units/bundle: 40



10x20
9.84 x 19.69 x 2 in
250 x 500 x 50 mm
Units/bundle: 60



10x10
9.84 x 9.84 x 2 in
250 x 250 x 50 mm
Units/bundle: 120

BUNDLE SPECIFICATIONS

IMPERIAL

METRIC

Coverage	107.7 ft ²	10 m ²
Weight	2339 lbs	1060.86 kg
Weight per unit	58.5 lbs	26.52 kg
Coverage per unit	2.69 ft ²	0.25 m ²
Lineal coverage	65.62 ft	20 m
Lineal coverage per unit	1.64 ft	0.5 m

Coverage	83 ft ²	7.5 m ²
Weight	1794 lbs	813.74 kg
Weight per unit	29.9 lbs	13.56 kg
Coverage per unit	1.35 ft ²	0.125 m ²
Lineal coverage	49.21ft / 98.42 ft	15 m / 30 m
Lineal coverage per unit	0.82 ft / 1.64 ft	0.25 m / 0.5 m

Coverage	83 ft ²	7.5 m ²
Weight	1840 lbs	834.43 kg
Weight per unit	15.4 lbs	6.95 kg
Coverage per unit	0.67 ft ²	0.0625 m ²
Lineal coverage	98.42 ft	30 m
Lineal coverage per unit	0.82 ft	0.25 m


NOTES

For pedestrian use only. The subtle surface texture provides an ideal application for patios and pool decks. DesignLoc technology provides a highly refined finish, protected and enhanced by ChromaTec. Accent or border with Richmond 50 or Adelaide 50.


All sizes sold and packaged separately.
Plate tamper not recommended.

BUNDLE OVERVIEW


20x20



10x10






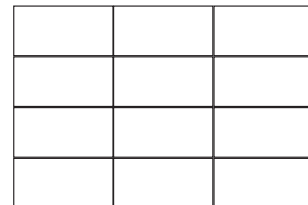
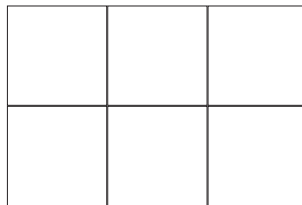
10x20



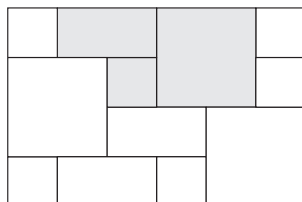
COLOURS

Driftwood
Glacier Creek
Grey Mix

PATTERNS



1/2 Off-Set



20x20 - 57%
10x20 - 29%
10x10 - 14%