




# RICHMOND 50

SIGNATURE SERIES SLAB / 50MM /  



## BUNDLE OVERVIEW



## UNIT



6.5 x 13 x 2 in  
165 x 330 x 50 mm  
Units/bundle: 252  
Units/layer: 21

## NOTES

For pedestrian use only. Can be used on its own, or as an accent and/or border for 50mm line of slabs. Subtle textured surface provides striking interest.

Plate tamper not recommended.

## BUNDLE SPECIFICATIONS

### IMPERIAL

### METRIC

	IMPERIAL	METRIC
Coverage	147.6 ft <sup>2</sup>	13.65 m <sup>2</sup>
Weight	3212 lbs	1456.84 kg
Layers	12	
Coverage per layer	12.3 ft <sup>2</sup>	1.14 m <sup>2</sup>
Lineal coverage	136.5 ft / 273 ft	41.55 m / 83.1 m
Lineal coverage per layer	11.38 ft / 22.75 ft	3.46 m / 6.93 m

## COLOURS

Beige Mix  
Glacier Creek  
Grey Mix  
Ultra Black

## PATTERNS

