

Melville® Plank Pavers

Techniseal Sand 1 Bag - Approx. 53 ft² coverage

Pedestrian - Designed to withstand pedestrian traffic

Vehicular - Designed to withstand car traffic



Melville® Plank Slim Pavers

	Dimensions (mm)	Dimensions (in)
A	80 x 127 x 300	3 1/8 x 5 x 11 13/16
B	80 x 127 x 400	3 1/8 x 5 x 15 3/4
C	80 x 127 x 500	3 1/8 x 5 x 19 11/16
Weight/unit (avg.)	9 kg	21 lb
Units/area (avg.)	19.61 units/m ²	1.83 units/ft ²
Area/layer	1.07 m ²	11.48 ft ²
Area/cube	8.56 m²	8 Rows 91.84 ft²
Qty/cube	A = 56 B = 56 C = 56	
Length/layer	8.40 lin. m	27.56 lin. ft
Length/cube	67.20 lin. m	220.48 lin. ft
Weight/cube	1610 kg	3542 lb

Colours

Codes	Colours
PRESTIGE COLOURS	
10550862	Range Amber Beige*
10550398	Rockland Black
10550400	Range Margaux Beige
10550392	Range Scandina Grey
STANDARD COLOURS	
10550861	Range Shaded Grey*
10551051	Range Habano Brown*
10550399	Range Newport Grey
10550391	Range Savannah Beige*
10559036	Range Norvick Grey*

Typical row

B	A	C
B	A	C
B	A	C
B	A	C
B	A	C
B	A	C
B	A	C
B	A	C

Can be double stacked
 Sold in full cubes only
 Production location – Bolton
 * Products available while supplies last

Melville® Plank Large Pavers

	Dimensions (mm)	Dimensions (in)
A	80 x 190 x 300	3 1/8 x 7 1/2 x 11 13/16
B	80 x 190 x 400	3 1/8 x 7 1/2 x 15 3/4
C	80 x 190 x 500	3 1/8 x 7 1/2 x 19 11/16
Weight/unit (avg.)	15 kg	31 lb
Units/area (avg.)	13.16 units/m ²	1.22 units/ft ²
Area/layer	0.91 m ²	9.82 ft ²
Area/cube	7.28 m²	8 Rows 78.56 ft²
Qty/cube	A = 32 B = 32 C = 32	
Length/layer	4.80 lin. m	15.75 lin. ft
Length/cube	34.40 lin. m	126.00 lin. ft
Weight/cube	1399 kg	3078 lb

Colours


Codes	Colours
PRESTIGE COLOURS	
10550863	Range Amber Beige*
10550395	Rockland Black
10550393	Range Margaux Beige
10550397	Range Scandina Grey
STANDARD COLOURS	
10550864	Range Shaded Grey*
10551052	Range Habano Brown*
10550394	Range Newport Grey
10550396	Range Savannah Beige*
10551111	Range Norvick Grey*

Typical row


B	A	C
B	A	C
B	A	C
B	A	C

Can be double stacked
 Sold in full cubes only
 Production location – Bolton
 * Products available while supplies last


Laying Patterns



MELVILLE PLANK SLIM
LINEAR PATTERN



MELVILLE PLANK LARGE
LINEAR PATTERN



MELVILLE PLANK
50% SLIM AND 50% LARGE

Notes

Setting of joint-filling sand: Cover the vibrating plate with a removable rubber tread (neoprene or polypropylene).

Cover the snow removal tools with Teflon or neoprene protectors to minimize the risk of damage from scratches or concrete shards.

Laying patterns: These laying patterns are by way of example only and represent only a few of many possibilities. Permacon shall not be responsible for the excess or shortage of pavers resulting from installation according to these laying patterns.