





Mattoni™

1-800-UNILOCK | UNILOCK.COM

UNILOCK
PAVERS & WALLS



DARK CHARCOAL



GRANITE BLEND **NEW**



SABLE BLEND

PRODUCT ATTRIBUTES

Visual Appearance	Mattoni reinterprets classic slender Roman brick. This format is ideal for curved garden paths, authentic country gardens and classic herringbone patterns.
Finish	The surface is antiqued for a distressed, timeworn appearance. The refined surface and long-lasting colour benefits of Enduracolor are available in three heritage brick colours.

PRODUCT SPECIFICATIONS



2³/₈ x 9²/₅ x 2³/₄"
60 x 240 x 70mm

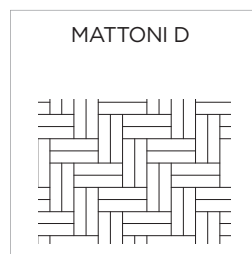


**Imperial measurements are approximate conversions only.*

EDGE DETAILS



WAVED EDGE

LAYING PATTERNS



RECOMMENDED SAND



Gator G2 MAXX Sand

- | Setting time - 15 mins
- | Sets above 32° F/ 0° C
- | Can be applied if rain is expected (min. 1 hr)
- | Dust free and haze free
- | Requires only one watering
- | Four colours: Beige, Grey, Black and Ivory

Coverage:

Colour	Narrow Joints	Wide Joints
Beige, Grey, Ivory <i>50lb. bag</i>	65-85 sqft	22-42 sqft
Black <i>50lb. bag</i>	58-76 sqft	20-38 sqft

RECOMMENDED SEALER



Gator Natural Look Sealer

- | Water-based
- | Zero gloss finish
- | Multi purpose
- | Rain safe after 24 hours

Coverage:

Size	Area
3.78 L / 1 U.S. gal.	175 sqft
18.9 L. / 5.28 U.S. gal.	875 sqft

TECHNICAL INFORMATION

ASTM C 936 Standard Specifications for Solid Concrete Interlocking Paving Units

Conforms to:

- C140 for Absorption 5% avg - 7% max
- Compressive Strength > 7,200 PSI avg.
- C67 for Freeze-thaw Durability
- C418 for Abrasion Durability
- Dimensional Accuracy **+/- 3mm**

Test results available upon request

Meets the U.S. Architectural & Transportation Barrier Compliance Board Slip-Resistance Surfaces Advisory Guidelines

TECHNICAL ADVANTAGES

ENDURACOLOR™

Refined surface and long-lasting colour



Factory sealed to provide integral surface protection from stains

ANTIQUED FINISH

Distressed, timeworn finish

DRIVE FRIENDLY

Can handle vehicular loads

Ask about our base stabilization system

PRODUCT DATA

Stones & Bundling	Unit Thickness	SqFt Per				Per Bundle		Soldier LnFt Per			Sailor LnFt per			Units Per			Lbs Per		
		Bundle	Layer	Section	Stone	Layers	Sections	Unit	Section	Bundle	Unit	Section	Bundle	SqFt	Section	Bundle	Layer	Section	Bundle
Pickering Manufacturing																			
2.25" x 9.5"	2 3/4" (70mm)	89.28	11.16		0.16	8	-	0.20	-	113.4	0.79	-	453.5	6.45	-	576	357	-	2,859

Notes: Sold in full bundles only on a refundable skid. All measurements are nominal. **Important: A urethane rubber paver mat must be used to prevent scuffing.** Contact your Unilock Territory Manager or call 1-800-UNILOCK for further information. *For custom options, please contact your Unilock Territory Manager.

APPLICATIONS



Pedestrian



Residential Vehicular



Borders and Accents



Wall pairing suggestion- Brussels Dimensional Stone

SOLAR REFLECTIVE INDEX (SRI) TESTING DETAILS

Product	Solar Reflectance	SRI
Sable Blend	0.29	31

LEED INFORMATION

Materials & Resources: LEED V4:

Building Product Disclosure and Optimization

Sourcing of Raw Materials - Sourcing of Raw Materials and Extraction • **1 point**

Sourcing of Raw Materials - Leadership Extraction Practices • **1 point**

Material Ingredient Reporting - Material Ingredient Reporting • **1 point**

Material Ingredient Reporting - Material Ingredient Optimization • **1 point**

Environmental Product Declaration • **1 point**

*Paver Maintenance Tips:

- Equip plow scrapers and blades with shoes or high-density plastic blades to reduce the risk of damaging paver joints and the surface
- Only apply min. amount of de-icing salts necessary to melt the snow and ice. Remove excess salt after ice melts
- Regular cleaning routine should include sweeping or blowing loose debris from the pavement surface, and less frequently, deep cleaning with cleaning products and/or water
- Unilock pavers do not require sealing, however, some people choose to do so for aesthetic purposes

*Things to know:

Efflorescence is a naturally occurring calcium salt that can sometimes appear on the surface of concrete and clay products. Efflorescence does not affect the structural integrity of concrete, it is a purely aesthetic issue that typically disappears with no further intervention after a season of rainfall. If desired, the process can be accelerated by washing the surface with an Efflorescence Remover.